

# TRUSTCO DOMESTIC INVESTMENT PROGRAM

## 6a.22 (TDIP6a.22)



### Program Fact Sheet – 31 December 2024

#### PROGRAM OVERVIEW / OBJECTIVE

The aim of the program is to raise funds for the upliftment of the Namibian society by investing in the educational needs of tertiary students in Namibia.

The TDIP6a.22 program provides a domestic investment opportunity offering above average guaranteed returns which vary with the term of the investment cycle.

#### PROGRAM DETAIL

Program Name: Trustco Domestic Investment Program 6a.22 (TDIP6a.22)  
 Program Type: Fixed term investment with guaranteed interest rates  
 Program Issue Date: 1 June 2022  
 Program Closing Date: 16 November 2022  
 Program Limit: N\$50,000,000.00

Program Returns: 12 months - 12.52%  
 (Guaranteed) 36 months - 13.81%  
 60 months - 14.94%

Minimum Investment Amount: N\$100,000.00 / multiples of N\$100,000.00

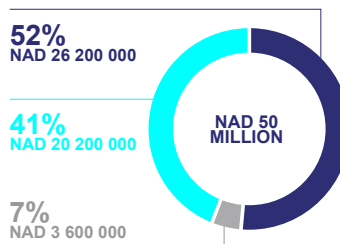
Annual Administration Fee: 0.25%

Annual Effective Rate after Fees: 12 months - 12.94%  
 36 months - 16.62%  
 60 months - 21.50%

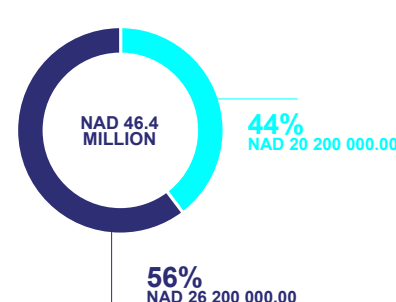
Invested Amount as at 16.11.2022 N\$50,000,000.00

#### PROGRAM COMPOSITION AS AT 31 DECEMBER 2024

##### INITIAL COMPOSITION




##### COMPOSITION AS AT 31 DECEMBER 2024



##### Investment term

12 months (grey), 36 months (cyan), 60 months (dark blue)

#### RETURN DISTRIBUTION FREQUENCY:



#### PROGRAM PERFORMANCE AS AT 31 DECEMBER 2024

##### PER TERM OF INVESTMENT

Term	Capital Invested	Interest Earned (up to 31.12.2024)	Total Interest Paid (up to 31.12.2024)	Capital Repaid on Maturity (up to 31.12.2024)	Balance as at 31.12.2024	Guaranteed Returns Over Period of Program
12 Months	3,600,000.00	475,589.11	(475,589.11)	(3,600,000.00)	0	4,075,589.11
36 Months	20,200,000.00	6,344,456.82	(5,947,485.20)	0	20,596,971.62	28,709,601.21
60 Months	26,200,000.00	10,123,261.21	(1,127,366.48)	0	35,195,894.73	53,712,695.81
<b>TOTAL</b>	<b>50,000,000.00</b>	<b>16,943,307.14</b>	<b>(7,550,440.79)</b>	<b>(3,600,000.00)</b>	<b>55,792,866.35</b>	<b>86,497,886.13</b>

##### TOTAL PERFORMANCE

Month	Capital Invest-ed	Growth	Interest Earned	Interest Paid	Capital Repaid	Balance
Jun-22	6,300,000.00		19,317.13			6,319,317.13
Jul-22	7,300,000.00	13,600,000.00	93,615.01			13,712,932.14
Aug-22	2,300,000.00	15,900,000.00	174,499.33	(19,401.53)		16,168,029.94
Sept-22	4,600,000.00	20,500,000.00	569,573.41	(17,995.16)		20,957,062.18
Oct-22	3,200,000.00	23,700,000.00	267,808.65	(16,372.60)		24,408,498.23
Nov-22	26,300,000.00	50,000,000.00	450,147.31	(110,225.68)		51,048,419.86
Dec-22	0	50,000,000.00	620,242.13	(199,885.31)		51,468,776.68
Jan-23	0	50,000,000.00	51,468,776.68	(196,696.27)		51,897,497.46
Feb-23	0	50,000,000.00	51,897,497.48	(175,368.96)		52,291,701.91
Mar-23	0	50,000,000.00	52,291,701.91	(197,277.48)		52,729,963.49
Apr-23	0	50,000,000.00	52,729,963.49	(187,895.34)		53,162,328.49
May-23	0	50,000,000.00	53,162,328.49	(194,158.52)		53,614,424.78
Jun-23	0	50,000,000.00	53,614,424.78	(1,324,595.66)	(2,500,000.00)	50,402,204.99
Jul-23	0	50,000,000.00	50,402,204.99	(264,532.75)	0	50,755,040.47
Aug-23	0	50,000,000.00	50,755,040.47	(403,371.46)	(900,000.00)	50,065,212.37
Sept-23	0	50,000,000.00	50,065,212.37	(283,681.01)	(200,000.00)	50,176,461.82
Oct-23	0	50,000,000.00	50,176,461.82	(265,801.60)	0	50,527,427.06
Nov-23	0	50,000,000.00	50,527,427.06	(257,227.40)	0	50,871,259.06
Dec-23	0	50,000,000.00	50,871,259.06	(265,801.60)	0	51,230,495.93
Jan-24	0	50,000,000.00	51,230,495.93	(297,780.25)	0	51,562,298.88
Feb-24	0	50,000,000.00	51,562,298.88	(248,653.11)	0	51,906,536.42
Mar-24	0	50,000,000.00	51,906,536.42	(265,801.60)	0	52,278,869.55
Apr-24	0	50,000,000.00	52,278,869.55	(257,227.36)	0	52,643,750.45
May-24	0	50,000,000.00	52,643,750.45	(265,801.60)	0	53,025,410.23
Jun-24	0	50,000,000.00	53,025,410.23	(257,227.36)	0	53,399,431.01
Jul-24	0	50,000,000.00	53,399,431.01	(265,801.60)	0	53,790,496.85
Aug-24	0	50,000,000.00	53,790,496.85	(265,801.60)	0	54,186,498.67
Sept-24	0	50,000,000.00	54,186,498.67	(257,227.36)	0	54,574,591.01
Oct-24	0	50,000,000.00	54,574,591.01	(265,801.60)	0	54,980,196.36
Nov-24	0	50,000,000.00	54,980,196.36	(257,227.37)	0	55,377,628.49
Dec-24	0	50,000,000.00	55,377,628.49	(265,801.60)	0	55,792,866.35

\*N\$3,664,557.65 matured investments (capital and interest earned) on the TDIP6a.22 program were reinvested on the TDIP8b.22 since June 2023.

#### WHO SHOULD INVEST

An investor who wants his/her capital to be secured and guaranteed and who aims for above average market returns, which returns are fixed per term and also guaranteed. An investor who is willing to keep his/her capital invested for the duration of the investment term but have the flexibility of payment options on returns earned.

#### INSURER DETAILS

Insurer:  
 Registration Number:  
 Physical Address:

Trustco Life Limited  
 2004/046  
 No 2 Keller  
 Street  
 Windhoek  
 Namibia

#### TELEPHONE NUMBER:

+264 61 275 4185

EMAIL: info@life.na

WEBSITE: www.life.na